

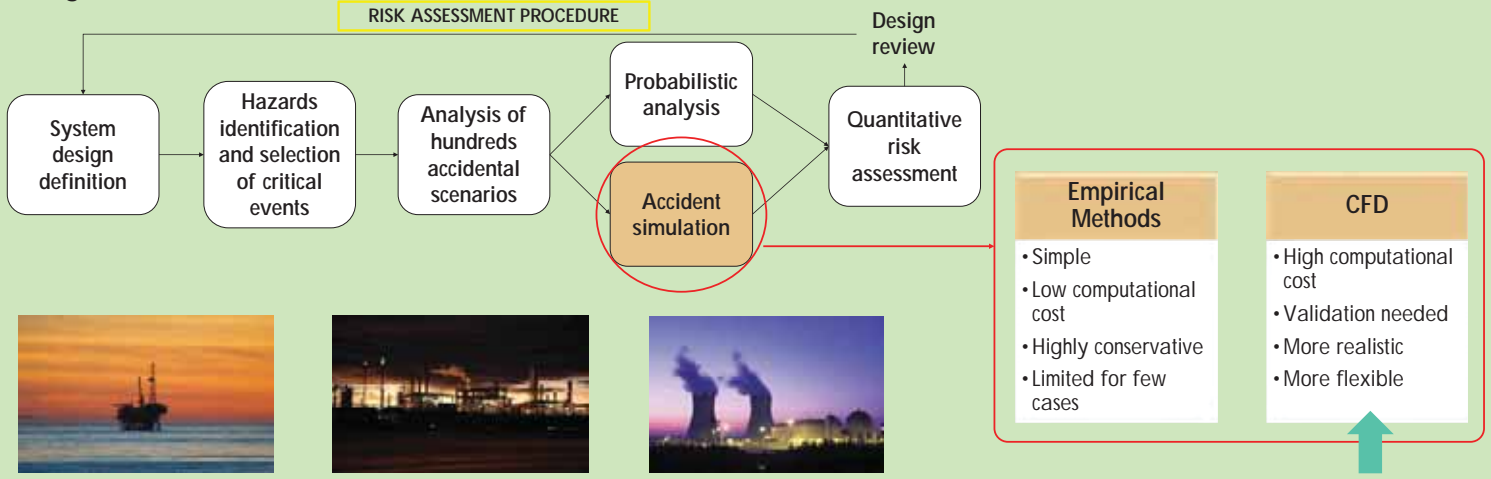
## Objective of the project

What	Where	When	How	Why
Damage area for release of hazardous pressurized gases	Industrial plants subject to relevant accident risk	Design and construction phases	Two-Steps CFD model using ANSYS Fluent	Model multiscale and multiphysics phenomena in complex geometries

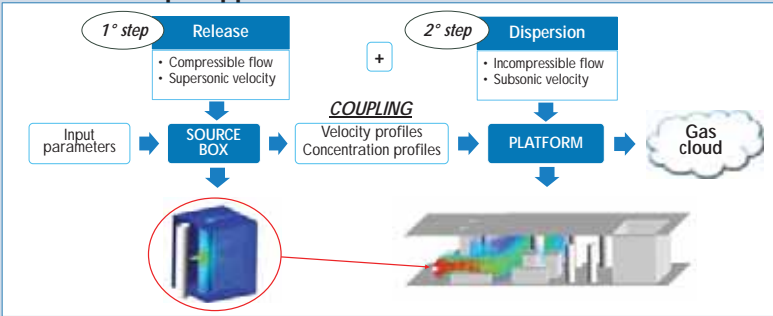
Risk assessment usually requires to simulate hundreds of different accidental scenarios in order to identify the most potentially critical events.

The **objective of this work** is to improve and optimize the use of a **Two-Steps CFD model** in order to minimise the number of simulations needed: this is achieved thanks to a sensitivity analysis on the main parameters characterising a release event in a typical congested industrial environment.

## Background



## CFD Two-Steps approach



**In a nutshell:** The accidental phenomenon (highly pressurised gas release) is split in two phases → **supersonic release and dispersion**.

**Why Two-Steps:** Because the two phases involve different spatial and temporal scales → difficult to manage with one-step CFD modelling

### Advantages:

- More flexibility
- Low computational cost
- Good physical modelling of the phenomenon

## Results

The release phase is studied into a small cubic domain (**Source Box**) containing a cylindrical obstacle near the release point (as it may happen in an industrial congested environment).

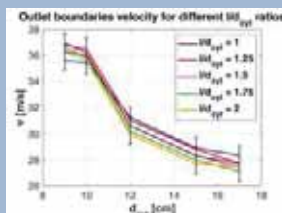
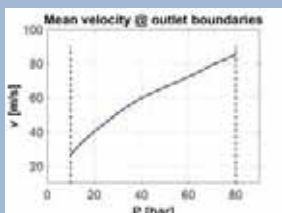
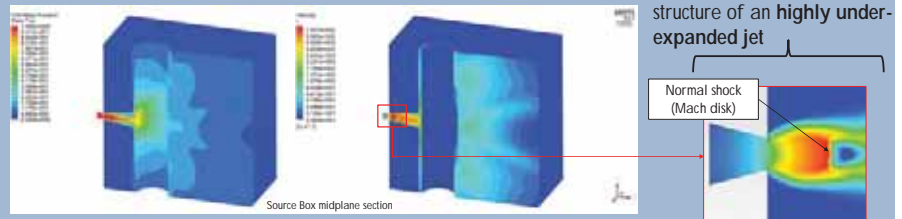

The examined **input parameters** are:

$P_{rel}$ : release pressure;

$d_{cyl}$ : diameter of the obstacle;

$l$ : distance between the rupture and the center of the obstacle.

The **velocity flow field** and the **CH<sub>4</sub> mass fraction @ Source Box outlet faces** are evaluated: these are the input parameters for the dispersion phase simulation.



- the mean velocity at the Source Box outlet boundaries has almost a direct correlation with the release pressure;
- for a certain  $d_{cyl}$  value, the variation of the ratio  $l/d_{cyl}$  has a negligible effect on the velocity value at the Source Box outlet boundaries.

The **influence of the input parameters** on the Source Box output values is defined!

## Conclusions

The influence of the different input parameters on the Source Box output values was investigated. Different correlations involving physical quantities ( $P_{rel}$ ) or geometrical parameters ( $l$ ,  $d_{cyl}$ ) were found out, allowing to **reduce drastically the effective number of scenarios to be simulated** and consequently the computational cost.

This work is part of a project financed by the Italian Ministry of Economic Development and is being carried out at Politecnico di Torino, DENERG SEADOG laboratory (Safety & Environmental Analysis Division for Oil & Gas).